



Installation Instructions - Kit # 605040 - 2014 Dodge Ram 2500 4x4 2.5" Front, 1" Rear Lift Kit

Front -1



Raise the truck with a jack and place on jack stands at the chassis. Remove wheels and tires. Disconnect sway bar link at the sway bar on both sides.

2



Disconnect the front shock absorbers at the axle mounts on both sides. Carefully lower the front axle using jack until the coil spring is loose.

3




Remove the coil spring and rubber spring isolator from the vehicle. Cut the nipple off of the rubber spring isolator.

4




Re-install the isolator onto the spring, and mount the Traxda Coil Spacer above it. Repeat steps 3 and 4 for other side of vehicle.

5



Install coil springs and Spacer back into vehicle, and raise the axle while guiding coil springs into place. Make sure the spring is orientated the same way as when it was removed.

6



Install Traxda Shock Extensions onto bottom of shocks with provided hardware. Using factory hardware attach extensions onto axle.

7


Re-connect sway bar links. Re-torque all hardware to factory settings. Recheck all work, and reinstall wheels.

Installation Instructions - Kit # 605040 - 2014 Dodge Ram 2500 4x4 2.5" Front, 1" Rear Lift Kit ctd.

When installing the rear spacer, install one side at a time.

Check for ABS wiring issues before lowering axle!

Remove shock lower bolt from one side at a time.



Raise rear of vehicle and support with jackstands at frame on both sides. Remove wheels, support axle on one side and remove the lower shock mounting bolt.

Spring isolator is located at the top of the spring.



Traxda spacer goes on top of OEM spring isolator as shown.

Re-install spring with Traxda spacer on top of isolator

Re-install shock



Repeat steps on the other side of the vehicle.
Then recheck all work, and reinstall wheels.
Lower vehicle back to the ground.
Once work is completed have a trained technician perform an alignment.

Alignment Specs

	Left	Right
Camber	0	0
Caster	3	3.5
Total Toe	+1/16"	