

ROUGH COUNTRY

SUSPENSION SYSTEMS®

JEEP YJ/TJ REAR BUMPER

Thank you for choosing Rough Country

Please read instructions before beginning installation. Check the kit hardware against the parts list and product layout. Be sure you have all needed parts and know where they go. Also please review tools needed list and make sure you have needed tools.

If questions exist we will be happy to answer any questions concerning the design, function, and correct use of this product.

▲ NOTICE 2" receiver is intended for recovery use only and is not intended for towing use!!

Kit Contents:

- 1- Rear Bumper
- 2- D-Rings
- 1- Bag including:
 - 14- 12mmx35mm Bolts
 - 8- 12mm Lock Nuts
 - 6- 12mm Lock Washers
 - 22- Flat Washers
 - 2- 1/4" Thick Square Washers



Tools Needed:

- 19mm Wrench
- 18mm Wrench
- T30
- 1/2" Drill
- Drill Motor

INSTALLATION

1. Place vehicle on a flat surface and set emergency brake.
2. Remove the bumper covers using a T30 wrench from both sides. **See Photo 1 & 2.**




PHOTO 1




PHOTO 2


3. Remove the bumper caps from the Jeep and remove the bolts securing the stock bumper to the frame using an 18mm wrench. **See Photo 3 & 4.** Remove the bumper from the vehicle.



4. Place the supplied mounting brackets on the frame and secure with the supplied 12mm x 35mm bolts, washers and lock nuts. Do not tighten at this time. **See Photo 5.**
5. Align the bracket with the frame and drill the center two holes using a 1/2" drill bit. **See Photo 6.** Install the 12mm x 35mm bolts, washers and lock nuts. Tighten using a 19mm wrench.



6. Position the bumper into place and install the supplied 12mm x 35mm bolts, washers and lock nuts. **See Photo 7.**
7. Position the supplied square washer between the frame and bumper mount as shown in **Photo 8** and install the supplied 12mm x 35mm bolts, washers and lock nuts. Tighten all bolts using a 19mm wrench.



POST INSTALLATION INSTRUCTIONS

1. Check and retighten wheels at 50 miles and again at 500 miles. Periodically check all hardware for tightness.

By purchasing any item sold by Rough Country, LLC, the buyer expressly warrants that he/she is in compliance with all applicable, State, and Local laws and regulations regarding the purchase, ownership, and use of the item. It shall be the buyer's responsibility to comply with all Federal, State and Local laws governing the sales of any items listed, illustrated or sold. The buyer expressly agrees to indemnify and hold harmless Rough Country, LLC for all claims resulting directly or indirectly from the purchase, ownership, or use of the items.

