



POLARIS 2015-20 Ranger 500 Rear Windshield

Thank you for choosing Rough Country for all your vehicle needs.

Please read instructions before beginning installation. Check the kit hardware against the kit contents shown below. Be sure you have all needed parts and know where they go.

If question exist, please call us @1-800-222-7023. We will be happy to answer any questions concerning this product.

Check all fasteners for proper torque. Check to ensure for adequate clearance between all components.

Periodically check all hardware for tightness.

KIT CONTENTS:

- Windshield x1
- Seal x1
- Straps x4
- Push pins x6



INSTALLATION INSTRUCTIONS



1. Remove the protective covering from the windshield. **See Photo 1.**
2. Locate the supplied outer windshield seal. **See Photo 2.**




3. Firmly press the seal onto the windshield, all the way around the out side edge. Trim any excess of the seal and locate the 4 straps. **See Photo 3.**
4. Place the windshield onto the rear of the UTV. **See Photo 4.**



5. **NOTE:** How the strap is wrapped behind the pin. **See Photo 5.**
6. Install the 4 straps into the opening in each corner of the windshield. **See Photo 6.**




7. Wrap the strap behind the pin in the outer portion of the strap. **See Photo 7.**
8. Tuck the strap into the windshield. **See Photo 8.**



9. Pull the outer windshield mount tight laying the strap into the opening in the windshield. **See Photo 9.**
10. Secure by finishing the wrap around the strap. **See Photo 10.**

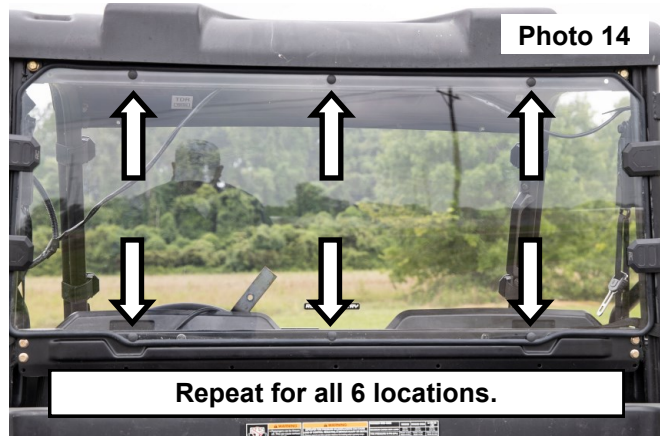



11. Repeat steps 8-11 to secure the remaining straps. **See Photo 11.**



12. Drill 6, 1/4" holes through the windshield into the metal frame (3 on top and 3 on bottom of windshield). **See Photo 12 and 14.**

13. Insert 6 push pins to further secure the rear windshield. See Photo 13 - 14.



By purchasing any item sold by Rough Country, LLC, the buyer expressly warrants that he/she is in compliance with all applicable, State, and Local laws and regulations regarding the purchase, ownership, and use of the item. It shall be the buyers responsibility to comply with all Federal, State and Local laws governing the sales of any items listed, illustrated or sold. The buyer expressly agrees to indemnify and hold harmless Rough Country, LLC for all claims resulting directly or indirectly from the purchase, ownership, or use of the items.

