

1234

RC09401

ROUGH COUNTRY

SUSPENSION SYSTEMS®



WARNING: This product contains a chemical known to the State of California to cause Cancer and Reproductive Harm. For more information, go to www.P65Warnings.ca.gov.

02-18 DODGE RAM 1500 QUAD CAB/CREW CAB
03-23 Ram 2500/3500 QUAD CAB/CREW CAB
19-23 RAM 1500 CLASSIC
UNDERSEAT STORAGE

Congratulations on your purchase of the Rough Country Underseat Storage Box. The Underseat Storage Box gives you a place to store loose items and clutter, and ultimately help keep your vehicle organized.

INCLUDED IN HARDWARE KIT:

1.



Underseat Storage Box
1 pc

2.



Foam Divider
2 pcs


TOOLS FOR EASY INSTALLATION:

- 10mm Socket
- Marker or Grease Pencil (optional)
- Utility Knife (optional)

PLEASE READ: Rear cabin area must be free of debris and items prior to installation of Underseat Storage Box.



UNDERSEAT STORAGE BOX INSTALLATION



Lift the rear seat for installation of Underseat Storage Box.




Nest the Underseat Storage Box into factory underseat indent. The driver's side of the Storage Box should slide underneath seat cushion stop as shown in next step.




Make sure the driver side edge of Underseat Storage Box is guided under seat cushion stop.



On passenger side, press edge of Underseat Storage Box to seat it underneath the passenger side seat cushion stop.



Install Foam Dividers in molded-in slots in Underseat Storage Box.



Lower Seat into place. Underseat Storage Box installation is complete.

CUTTING DIVIDERS TO STORE LONG ITEMS



If you want to store long items lengthwise in the Underseat Storage Box, lay the item in the Box (over the top of the dividers) in the position you would like to store it in. Alternately, you may remove the dividers and skip the next steps, however, items may shift in transit.



Use a marker or grease pencil to trace the width of the item on each Foam Divider. Remove item and trace the depth at which you would like the item to rest. NOTE: Cutouts should be fairly snug.



Use a utility knife to carefully cut the corresponding section out of each Foam Divider.



Lay long items in Underseat Storage Box as shown, pressing into the cutouts in the foam.