

ROUGH COUNTRY

SUSPENSION SYSTEMS®

GM 2001-10 2500HD Upper Control Arms

Thank you for choosing Rough Country for all your vehicle needs.

Please read instructions before beginning installation. Check the kit hardware against the kit contents shown below. Be sure you have all needed parts and know where they go.

If question exist, please call us @1-800-222-7023. We will be happy to answer any questions concerning this product.

Check all fasteners for proper torque. Check to ensure for adequate clearance between all components.

Periodically check all hardware for tightness.

Rough Country recommends a certified technician install this system. In addition to these instructions, professional knowledge of disassemble/reassembly procedures as well as post installation checks must be known. Attempts to install this system without this knowledge and expertise may jeopardize the integrity and/or operating safety of the vehicle.

⚠ WARNING

As a general rule, the taller a vehicle is, the easier it will roll. Seat belts and shoulder harnesses should be worn at all times. Avoid situations where a side rollover may occur. Generally, braking performance and capability are decreased when larger/heavier tires and wheels are used. Take this into consideration while driving. Do not add, alter, or fabricate any factory or after-market parts to increase vehicle height over the intended height of the Rough Country product purchased. Mixing component brands is not recommended.

Rough Country makes no claims regarding lifting devices and excludes any and all implied claims. We will not be responsible for any product that is altered. If question exist we will be happy to answer any questions concerning the design, function, and correct use of our products.

PRODUCT USE INFORMATION

⚠ NOTICE

NOTICE TO DEALER AND VEHICLE OWNER

Any vehicle equipped with any Rough Country product should have a "Warning to Driver" decal installed on the inside of the windshield or on the vehicle's dash. The decal should act as a constant reminder for whoever is operating the vehicle.

Kit Contents:

Dr Side Upper Control Arm
Pass Side Upper Control Arm

Tools Needed:

10mm Socket/Wrench
18mm Socket/Wrench
21mm Socket/Wrench
Trim Remover Tool





Torque Specs:

Size	Grade 5	Grade 8	Size	Class 8.8	Class 10.9
5/16"	15 ft/lbs	20ft/lbs	6MM	5ft/lbs	9ft/lbs
3/8"	30 ft/lbs	35ft/lbs	8MM	18ft/lbs	23ft/lbs
7/16"	45 ft/lbs	60ft/lbs	10MM	32ft/lbs	45ft/lbs
1/2"	65 ft/lbs	90ft/lbs	12MM	55ft/lbs	75ft/lbs
9/16"	95 ft/lbs	130ft/lbs	14MM	85ft/lbs	120ft/lbs
5/8"	135ft/lbs	175ft/lbs	16MM	130ft/lbs	165ft/lbs
3/4"	185ft/lbs	280ft/lbs	18MM	170ft/lbs	240ft/lbs





INSTALLATION INSTRUCTIONS



1. Remove the ABS wire clip and brake line bracket from the upper control arm using a trim remover tool and 10mm socket/wrench. **See Photo 1.**
2. Remove the brake line bracket from the knuckle using a 10mm socket/wrench. **See Photo 2.**



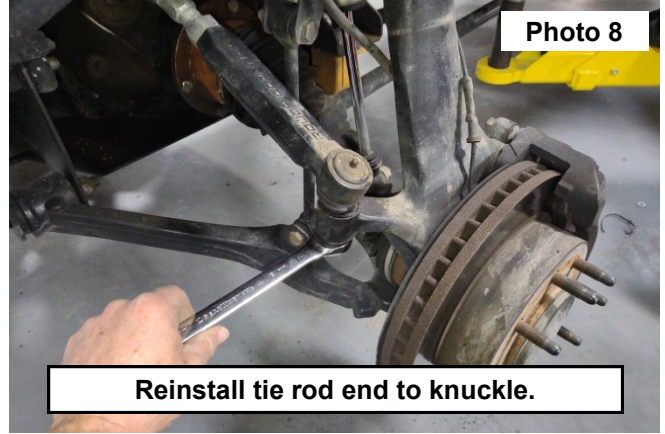
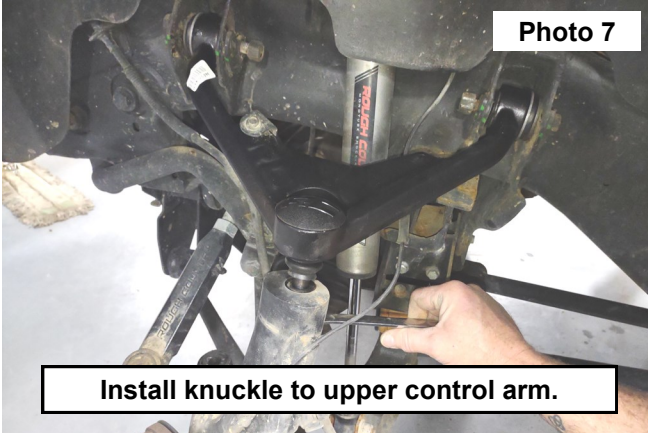
3. Remove the tie rod end using bolt using a 21mm socket/wrench. **See Photo 3.**
4. Remove the knuckle from the upper control arm using a 18mm socket/wrench. **See Photo 4.**



5. Remove the upper control arm from the frame using two 21mm wrenches. **See Photo 5.**
6. Install the RC upper control arm using stock hardware but **DO NOT** fully tighten at this point. **NOTE: "RC" logo on the arm is toward the front of the vehicle.** **See Photo 6.**



7. Install the knuckle to the upper control arm. Now fully tighten the upper control arms using two 21mm wrenches. **See Photo 7.**
8. Reinstall the tie rod end to the knuckle. **See Photo 8.**



9. Secure the brake line bracket and ABS wire to the upper control arm using zip ties through the holes in the control arm.

By purchasing any item sold by Rough Country, LLC, the buyer expressly warrants that he/she is in compliance with all applicable, State, and Local laws and regulations regarding the purchase, ownership, and use of the item. It shall be the buyers responsibility to comply with all Federal, State and Local laws governing the sales of any items listed, illustrated or sold. The buyer expressly agrees to indemnify and hold harmless Rough Country, LLC for all claims resulting directly or indirectly from the purchase, ownership, or use of the items.

