



34935 Flyover Ct. Bakersfield, CA 93308
Phone: (661) 588-8085 | Fax: (661) 588-8295

INSTALL INSTRUCTIONS:

**Sway Bar End Links for
2017-2019 Ford Super Duty
F-250/350
SKU: 120-90699**



PARTS LIST FOR SKU: 360-90003

QTY.	PART #	DESCRIPTION
2	6403	Sway Bar End Link 4WD Ford F250 and F350, 3" longer than stock
4	HARDWARE-33086	33086 1/2 SAE F/W Z
4	HARDWARE-1/2-13-FN	Medium Strength Steel Nylon-Insert Flange Locknut Grade F, Zinc-Plated, 1/2"-13 Thread size

REQUIRED TOOLS

- Deep Sockets: 18mm, 19mm
- Wrenches: 18mm, 19mm
- Torque Wrench capable of 90 Ft.-lbs.

WARNING

Please read this entire instruction sheet before beginning installation. Proper installation of these components requires a qualified mechanic. Always wear safety glasses when using power tools, and take appropriate precautions when working under a vehicle. If these instructions are not properly followed you may jeopardize your, and your passenger's safety, and severe frame, suspension or tire damage may also result from improper installation.

REQUIREMENTS



- Installation requires a qualified mechanic.
- Check the parts and hardware packages against the parts list to assure that your kit is complete.

TECHNICAL INFORMATION

It is necessary to raise vehicle to perform installation of these products. A host or installation bay is recommended. Always ensure that the vehicle is properly supported before attempting installation, as serious injury could occur. Retain the OEM hardware for reuse.


INSTALLATION

1. Locate the sway bar end links (driver and passenger side) as shown in figure 1. Remove the OEM 18mm flange nuts and lift the sway bar up to remove the OEM end links.




2. Install the Cognito Sway Bar End Links and use a 3/4" or 19mm socket and torque wrench to tighten to 90 Ft-lbs. (122 Nm).

Figure 3: Installing Sway Bar End Links on Both Sides and Tightening Nuts to the Specified Torque



3. Loosen drag link adjuster sleeve. Rotate the drag link adjuster clamps so that the open side faces forwards. This may require prying the adjuster clamp apart so that the adjuster clamp can rotate independently from the adjuster sleeve. If the adjuster sleeve is rotated, then the vehicle may need to be aligned. Tighten all three nuts to 41 Ft-lbs. (55 Nm). **Whenever the vehicle is professionally aligned, care must be taken to ensure the adjuster clamp faces forwards, otherwise interference will occur.**

Figure 4: Drag Link Adjustment Secure



WARRANTY / RETURN POLICY / SAFETY

Cognito Limited Lifetime Warranty

Cognito Motorsports, Inc. hereinafter “Cognito,” warrants to the original retail purchaser, that its suspension products are free from workmanship and material defects for as long as the purchaser owns the vehicle on which the product(s) were originally installed. This warranty will be void if any modifications are made to the components, including alterations to the surface finish, i.e.; painting, powder coating, plating, and/or welding, or if they are improperly installed. Cognito truck suspension products are not designed nor intended to be installed on “competition” vehicles used in race applications, stunt or for exhibition purposes that are outside of the intended operating conditions specified by the manufacturer. Racing and competition are defined as any contests between two or more vehicles; or vehicles competing individually on off road circuits in timed events (whether or not such contests are for an award or prize).

This warranty does not include coverage for police, taxi, government or commercial vehicles, and the warranty does not cover Cognito products sold outside of the USA. Cognito’s obligations under this warranty are specified and applied at its sole discretion, and warranty coverage is limited to repair or replacement of the defective product(s). Any and all costs of removal, installation or reinstallation; freight charges, incidental or consequential damages associated with the covered products are expressly excluded from this warranty.

The following items are exempt from Cognito limited warranty coverage: bushings, bump stops, tie-rod ends (Heim joints) and limiting straps. These parts are “consumables” and designed to wear as a normal part of their duty cycle, therefore they are not considered defective when worn. The aforementioned products are warrantied separately against defects in workmanship, for 60 days from the date of purchase. As a condition of warranty validation, respective Cognito suspension components must be installed as a complete system (not combined with non-Cognito hardware or ancillary parts). Any substitutions or omission of required components will void the warranty. Some minor cosmetic wear and imperfections may occur to parts during shipping, which is not covered under this warranty. This limited warranty does not apply to any components that have been subjected to collision damage, negligence, alteration, abuse, or misuse, and coverage does not extend to products manufactured by third-party companies. Cognito reserves the right to supersede, discontinue, or change the design, finish, part number and/or application of its parts when deemed necessary, without notice.

Return Policy

Product returns will not be accepted without prior written approval from an authorized Cognito representative. All products being returned must be shipped via trackable, prepaid freight. Returned products are subject to a 25% percent restocking fee. The eligible return period for products purchased directly from Cognito is 30 days from the verified date when the product(s) were originally received by the purchaser.

Product Safety Advisory

The installation of Cognito steering and suspension components will modify your vehicle’s original factory equipment and geometry, which may cause it to handle differently than a stock (unaltered) vehicle. Installation of these components is not intended to strengthen nor reinforce the vehicle’s frame, nor are they designed to increase rollover protection. It is necessary to periodically inspect all suspension and drive train components for proper attachment, torque specifications, operation, and for any potential unusual wear or damage. Installation of these parts will modify the height of the vehicle and may raise the center of gravity. Modifying vehicle height combined with off road operation may increase your vehicle’s susceptibility to rollover conditions, which may cause serious injury or death. Many states regulate allowable vehicle height modifications, and it is your responsibility to know and comply with the legal requirements specified by the laws where you reside. Modifications to your vehicle’s ride height may also affect the ride quality, driver input response, trackability and handling, and wear to your vehicle’s suspension components and tires.