





252 Granite St.  
Corona, CA 92878  
TEL: 951-493-7100  
www.aFepower.com

# Super Stock Induction System® Installation Instructions: 2000-2004 Porsche Boxster / Boxster S H6-2.7L / 3.2L

Kit Part #	55-10720	Tools Required	<b>Part List:</b>
Make:	Porsche	5/16" nut driver	1 Air filter (PN 30-10090)
Model:	Boxster/ Boxster S	Slotted screwdriver	1 Intake tube
Engine:	2.7L / 3.2L H6		1 Coupler Straight 3.25"x2"
Year:	2000-2004		1 Coupler Straight 3"x2"
			4 Clamp #052




**Step 1**  
Complete kit. Make sure all components are present prior to beginning installation.




**Step 2**  
Complete stock intake.




**Step 3**  
In order to access engine compartment. Refer to your owner's manual for engine access instructions.




**Step 4**  
Disconnect hose clamps on both ends of the intake tube.



**Step 5**  
Carefully remove intake tube out of the engine compartment.



**Step 6**  
Install the smaller 3" coupler and clamps on the throttle body. Do not tighten clamps at this time.




**Step 7**  
Install the larger 3.25" coupler and clamps on the air box. Do not tighten clamps at this time.



**Step 8**  
Carefully install the new intake tube in the engine compartment. Tighten all four clamps securing intake tube.



**Step 9**  
Open the air filter access tray on the side of the air box and remove the OE air filter.



**Step 10**  
Install the new aFe high flow air filter and reinstall the air filter access tray.



**Step 11**  
Your installation is now complete. Make sure you tighten all clamps and check all electrical connections. Re check periodically

Note: Place the enclosed CARB EO sticker on or near the device on a smooth, clean surface. EO identification label is required to pass the smog inspection.

Note: Filter Cleaning and Re-oiling: When cleaning your aFe filter, be sure to use only aFe's "Restore Kit" aFe P/N: 90-50000 gold oil aerosol, or aFe P/N: 90-50500 gold squeeze oil).  
Filter Replacement: Magnum FLOW PN: 30-10090 (Red w/gold media).