



P.O. Box 1719  
 Corona, CA 92878  
 Support: 951-493-7100  
 www.aFeFilters.com

# Intake Kit Installation Instructions: '97-'03 BMW 5 Series 525i/ 528i/ 530i (E39) L6-2.5L/ 2.8L/ 3.0L


<b>Kit Part #</b>	54-10601 (525i-528i) 54-10671 (530i)	<b>Tools Required:</b>	<b>Part List:</b>	1 Trim seal 7/16 x 34"
<b>Make:</b>	BMW	8mm socket 5/16" nut driver 10mm socket Flathead screwdriver Ratchet and extension	1 Filter part # 24-91031 (Replacement filter) 1 Housing 2 Spring clips 1 Billet adapter 4 M6 x 1 x 10mm button head 1 M6 x 1 x 12mm hex head 1 M6 flat washer	
<b>Model</b>	<b>Year</b>	<b>Engine</b>		
525i	'01-'03	L6-2.5L		
528i	'97-'00	L6-2.8L		
530i	'01-'03	L6-3.0L		




Complete kit with parts.




Complete stock intake.



Unclip MAS (Mass Air Sensor) from air box using flathead screwdriver.



Remove 10mm bolt from side fender.




Detach resonator box from stock air box assembly using 8mm socket.




Remove OE air box from vehicle.




Carefully remove o-ring from stock air box.




Install the billet aluminum adapter to the housing using M6 button heads supplied. Install factory o-ring into billet adapter.




Remove 8mm headlamp support bracket screw.



Install housing into vehicle, making sure to guide MAS into billet adapter.




Attach spring clips that are supplied in kit to MAS and clip onto billet adapter.




Reinstall 8mm headlamp support bracket screw and use M6 hex head bolt and wavy washer to bolt down backside of housing.



Install trim seal.



Using a 5/16" nut driver or flat blade screwdriver install pre-oiled aFe filter.



Place enclosed CARB EO sticker on a clean/smooth surface on or near the intake system. EO identification label is required in passing the Smog Check inspection. Your installation is now complete. Tighten all connections and clamps. Re-check after a few hours.

Note: Filter Cleaning and Re-oiling: When cleaning your aFe filter, be sure to use only aFe's "Restore Kit" (aFe P/N: 90-50001 blue oil aerosol, or aFe P/N: 90-50501 blue squeeze bottle oil). Filter Replacement: PN: 24-91031 (black w/blue media)